

CURRENT PRICE  
**\$87.32**

MEDIAN FAIR VALUE  
**\$141.24**

BUY UNDER PRICE  
**\$105.93**

MARGIN OF SAFETY  
**38.18%**

52 WK HI  
**\$149.96**

52 WK LO  
**\$85.13**

**\$141.24**  
DCF  
**\$90.56**  
EPV

**\$185.98**  
Graham

**\$168.27**  
EBIT

**\$121.99**  
Absolute PE

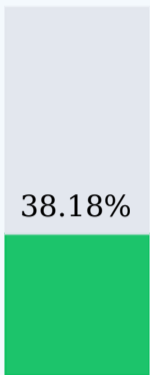


38.18%

**\$141.24**  
Median Fair Value

**38.18%**  
Margin of Safety

#### DCF & REVERSE DCF



**\$141.24**  
DCF Fair Value  
**38.18%**  
Margin of Safety

[See detailed model](#)

SHOW INPUTS

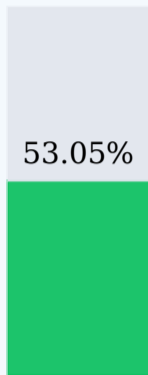
FreeCashFlow  
Select DCF

2.95%  
Growth Rate

7.5%  
Discount Rate

502.21M  
DCF Start Value

#### GRAHAM'S FORMULA



**\$185.98**  
Graham Fair Value  
**53.05%**  
Margin of Safety

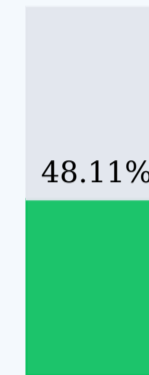
[See detailed model](#)

SHOW INPUTS

0%  
Growth Rate

14.13  
EPS Estimate

#### EBIT MULTIPLES



**\$168.27**  
EBIT Fair Value  
**48.11%**  
Margin of Safety

[See detailed model](#)


SHOW INPUTS

EBIT  
Select Multiple

13.78x  
EBIT Multiple

13.74B  
Revenue Estimate

#### Absolute PE



**\$121.99**  
Absolute PE Fair Value  
**28.42%**  
Margin of Safety

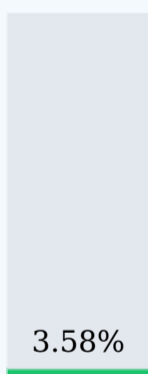
[See detailed model](#)

SHOW INPUTS

6.18  
Current PE

1.91  
Div Yield

#### EPV



**\$90.56**  
EPV Fair Value  
**3.58%**  
Margin of Safety

[See detailed model](#)

SHOW INPUTS

\$75.11M  
Main Capex

\$584.4M  
Normalized Income

Copyright ©2019 by Old School Value.

Disclaimer: Old School Value LLC, its family, affiliates, and associates are not operated by a broker, a dealer, or a registered investment adviser. Under no circumstances does any information posted on OldSchoolValue.com represent a recommendation to buy or sell a security. The information on this site, and in its related application software, spreadsheets, blog, email and newsletters, is not intended to be, nor does it constitute, investment advice or recommendations. In no event shall OldSchoolValue.com be liable to any member, guest or third party for any damages of any kind arising out of the use of any product, content or other material published or available on OldSchoolValue.com, or relating to the use of, or inability to use, OldSchoolValue.com or any content, including, without limitation, any investment losses, lost profits, lost opportunity, special, incidental, indirect, consequential or punitive damages. Past performance is a poor indicator of future performance. The information on this site, and in its related blog, email and newsletters, is not intended to be, nor does it constitute, investment advice or recommendations. The information on this site is in no way guaranteed for completeness, accuracy or in any other way.

Data provided by IEX Cloud.